


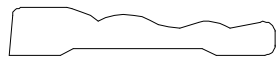

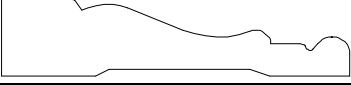
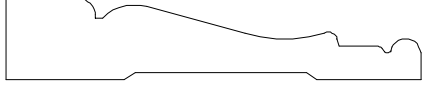
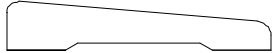


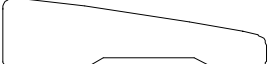














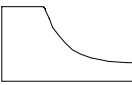




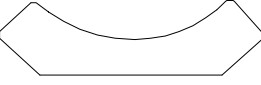


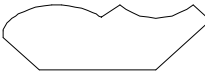
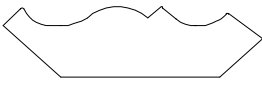
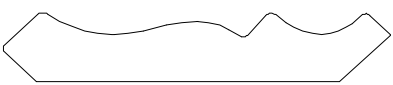
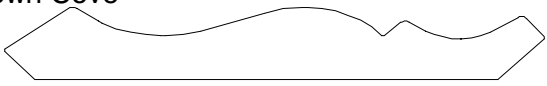




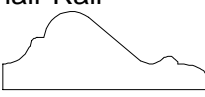

Moulding Profile Guide

Profile Name	Code	Size	Length	Species
BackBand Casing 	MBBC314	11/16 x 3-1/4"	LF	Maple, Oak, Poplar
	MBBC314	11/16 x 3-1/4"	7'6"	
Beaded Casing 	MBC234	9/16 x 2-3/4"	LF	Maple, Oak, Poplar
	MBC234	9/16 x 2-3/4"	7'6"	
Beaded Casing 	MBC300	3/4 x 3"	LF	Maple, Oak
	MBC300	3/4 x 3"	7'6"	
Colonial Casing 	MCC214	7/16 x 2-1/4"	LF	Maple, Oak, Pine, Poplar
	MCC214	7/16 x 2-1/4"	7'	
Colonial Casing 	MCC234	1/2 x 2-3/4"	LF	Maple, Oak, Pine, Poplar
	MCC234	1/2 x 2-3/4"	7'6"	
Colonial Casing 	MCC300	3/4 x 3"	LF	Maple, Oak, Poplar
	MCC300	3/4 x 3"	7'6"	
Colonial Casing 	MCC312	3/4 x 3-1/2"	LF	Maple, Oak, Pine, Poplar
	MCC312	3/4 x 3-1/2"	7'6"	
Ranch Casing 	MRC214	7/16 x 2-1/4"	LF	Maple, Oak, Pine, Poplar
	MRC214	7/16 x 2-1/4"	7'	
Round Two Edge Casing 	MREC234	11/16 x 2-3/4"	LF	Maple, Oak, Pine, Poplar
	MREC234	11/16 x 2-3/4"	7'6"	
Round Two Edge Casing 	MREC312	3/4 X 3-1/2"	LF	Maple, Oak, Pine, Poplar
	MREC312	3/4 X 3-1/2"	7'6"	
Tear Drop Casing 	MTDC214	5/8 x 2-1/4"	LF	Maple, Oak, Pine
	MTDC214	5/8 x 2-1/4"	7'	
Tear Drop Casing 	MTDC234	3/4 X 2-3/4"	LF	Maple, Oak, Pine
	MTDC234	3/4 X 2-3/4"	7'	
Tear Drop Casing 	MTDC312	3/4 x 3-1/2"	LF	Maple, Oak, Pine
	MTDC312	3/4 x 3-1/2"	7'	





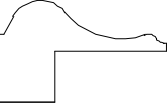








Moulding Profile Guide

Profile Name	Code	Size	Length	Species
Beaded Base 	MBB314	7/16 x 3-1/4"	LF	Oak, Soft Maple
Beaded Base 	MBB500	11/16 x 5"	LF	Oak, Soft Maple
Colonial Base 	MCB314	3/8 x 3-1/4"	LF	Maple, Oak, Poplar
Colonial Base 	MCB414	7/16 x 4-1/4"	LF	Maple, Oak, Poplar
Colonial Base 	MCB412	3/4 x 4-1/2"	LF	Maple, Oak, Poplar
Colonial Base 	MCB512	5/8 x 5-1/2"	LF	Maple, Oak, Poplar
Ranch Base 	MRB300	3/8 x 3"	LF	Maple, Oak
Ranch Base 	MRB400	7/16 x 4"	LF	Maple, Oak
Round One Edge Base 	MREB314	7/16 x 3-1/4"	LF	Maple, Oak, Poplar
Round One Edge Base 	MREB414	7/16 x 4-1/4"	LF	Maple, Oak, Poplar
Tear Drop Base 	MTDB314	7/16 x 3-1/4"	LF	Maple, Oak
Cove 	MCV034	3/4 x 3/4"	LF	Maple, Oak, Pine, Poplar
Cove 	MCV118	11/16 x 1-1/8"	LF	Maple, Oak, Pine, Poplar
Cove 	MCV114	3/4" X 1-1/4"	8', LF	Maple, Oak, Pine, Poplar
Colonial Cove 	MCVC114	3/4 x 1-1/4"	LF	Maple, Oak, Pine, Poplar


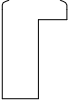

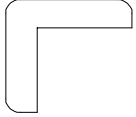

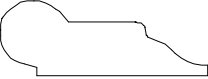






Moulding Profile Guide

Profile Name	Code	Size	Length	Species
Cove 	MCV214	11/16 x 2-1/4"	LF	Maple, Oak, Poplar
Cove 	MCV314	5/8 x 3-1/4"	LF	Maple, Oak, Poplar
Cove 	MCV514	1" x 5-1/4"	LF	Maple, Poplar
Bed Moulding 	MCVBM134	5/8 x 1-3/4"	LF	Maple, Oak
Crown Cove 	MCVCR214	11/16 x 2-1/4"	LF	Maple, Oak, Poplar
Crown Cove 	MCVCR314	5/8 x 3-1/4"	LF	Maple, Oak, Poplar
Crown Cove 	MCVCR458	11/16 x 4-5/8"	LF	Maple, Oak, Poplar
Crown Cove 	MCVCR514	11/16 x 5-1/4"	LF	Maple, Poplar
Colonial Stop 	MSTPC	3/8 x 1-1/4"	LF	Maple, Oak, Poplar
	MSTPC	3/8 x 1-1/4"	7'	
Round Edge Stop 	MSTPRE	3/8 x 1-1/4"	LF	Maple, Oak, Poplar
	MSTPRE	3/8 x 1-1/4"	7'	
Tear Drop Stop 	MSTPTD	7/16 x 1-1/2"	LF	Maple, Oak
Chair Rail 	MCR134	3/4 x 1-3/4"	LF	Maple, Oak, Poplar
Chair Rail 	MCR214	11/16 x 2-1/4"	LF	Maple, Oak, Poplar









Moulding Profile Guide

Profile Name	Code	Size	Length	Species
Base Cap 	MCAPB034	1/2 x 3/4"	LF	Maple, Oak, Pine, Poplar
Base Cap 	MCAPB112	3/4 x 1-1/2"	LF	Maple, Oak, Poplar
Base Cap 	MCAPB134	13/16 x 1-3/4"	LF	Maple, Oak, Pine
Colonial Base Cap 	MCAPBC178	3/4 x 1-7/8"	LF	Maple, Poplar
Panel Cap 	MCAPP118	7/8" x 1-1/8"	LF	Pine, Poplar
Base Shoe 	MBS034	7/16 x 3/4"	LF	Maple, Oak, Pine, Poplar
Quarter Round 	MQR034	3/4 x 3/4"	LF	Maple, Oak, Pine, Poplar
Half Round 	MHR100	1/2 x 1"	LF	Maple, Oak
Cloverleaf Moulding 	MCL034	3/8 x 3/4"	LF	Maple, Oak
Cloverleaf Moulding 	MCL118	7/16 x 1-1/8"	LF	Maple, Oak, Poplar
Screen Moulding 	MSM034	1/4 x 3/4"	LF	Maple, Oak, Poplar
Scribe Moulding 	MSBM034	1/4 x 3/4"	LF	Maple, Oak, Poplar
Bonnet Nosing 	MBN014	1/4 x 1-1/16"	LF	Maple, Oak, Poplar

Moulding Profile Guide

Profile Name	Code	Size	Length	Species
Bonnet Door Moulding 	MBDM218	1-1/16 x 2-1/8"	LF	Maple, Oak, Poplar
Window Lip Moulding 	MWM	9/16 x 15/16"	LF	Maple, Oak, Poplar
Outside Corner 	MOSC034	3/4 x 3/4"	LF	Maple, Oak, Poplar
Outside Corner 	MOSC1116	1-1/16 x 1-1/16"	LF	Maple, Oak, Poplar
Colonial Outside Corner 	MOSCC1116	1-1/16 x 1-1/16"	LF	Maple, Oak, Poplar
Picture Moulding 	MPM134	11/16 x 1-3/4"	LF	Maple, Oak, Poplar
Parting Stop 	LPS034	1/2 x 3/4"	LF	Maple, Oak, Pine, Poplar
Track Cover 	LTC100	5/8 x 1"	LF	Maple, Oak
Track Cover 	LTC114	5/8 x 1-1/4"	LF	Maple Oak
Cabinet Stile 	LCS134	3/4 x 1-3/4"	LF	Maple, Oak, Poplar
Cabinet Stile 	LCS200	3/4 x 2"	LF	Maple, Oak, Poplar
Cabinet Stile 	LCS214	3/4 x 2-1/4"	LF	Maple, Oak, Poplar

Moulding Profile Guide

Profile Name	Code	Size	Length	Species
Cabinet Stile 	LCS300	3/4 x 3"	LF	Maple, Oak, Poplar
Mullion 	LMUL114	1/4 x 1-1/4"	LF	Maple, Oak, Poplar
Mullion 	LMUL200	1/4 x 2"	LF	Maple, Oak, Poplar
Mullion 	LMUL300	1/4 x 3"	LF	Maple, Oak, Poplar
	JE312	3/4 x 3-1/2"	LF	Maple, Oak, Pine, Poplar
Round One Edge Extension Jamb 	JE458	3/4" x 4-5/8"	LF	Maple, Oak, Pine, Poplar
	JE600	3/4" x 6"	LF	Maple, Oak, Pine, Poplar
Shiplap - 6-3/8" Visible Face with 1/4 x 1/2" Dado one edge, 1/4 x 1/4" Dado reverse edge 	TGSHIPLAP678	1/2 x 6-7/8"	LF	Poplar



Moulding Profile Guide

Profile Name	Code	Size	Length	Species
S4S Dimensional Boards -	LS4SOAK1X12	3/4 x 11-1/4"	3'-12'	Oak
S4S Dimensional Boards -	LS4SOAK1X10	3/4 x 9-1/4"	3'-12'	Oak
S4S Dimensional Boards -	LS4SOAK1X8	3/4 x 7-1/4"	3'-12'	Oak
S4S Dimensional Boards -	LS4SOAK1X6	3/4 x 5-1/2"	3'-12'	Oak
S4S Dimensional Boards -	LS4SOAK1X4	3/4 x 3-1/2"	3'-12'	Oak
S4S Dimensional Boards -	LS4SPOP1X12	3/4 x 11-1/4"	3'-16'	Poplar
S4S Dimensional Boards -	LS4SPOP1X10	3/4 x 9-1/4"	3'-16'	Poplar
S4S Dimensional Boards -	LS4SPOP1X8	3/4 x 7-1/4"	3'-16'	Poplar
S4S Dimensional Boards -	LS4SPOP1X6	3/4 x 5-1/2"	3'-16'	Poplar
S4S Dimensional Boards -	LS4SPOP1X4	3/4 x 3-1/2"	3'-16'	Poplar
S4S Dimensional Boards -	LS4SMAP1X12	3/4 x 11-1/4"	3'-12'	Maple
S4S Dimensional Boards -	LS4SMAP1X10	3/4 x 9-1/4"	3'-12'	Maple
S4S Dimensional Boards -	LS4SMAP1X8	3/4 x 7-1/4"	3'-12'	Maple
S4S Dimensional Boards -	LS4SMAP1X6	3/4 x 5-1/2"	3'-12'	Maple
S4S Dimensional Boards -	LS4SMAP1X4	3/4 x 3-1/2"	3'-12'	Maple
S4S Dimensional Boards -	LS4SPINCL1X8	3/4 x 7-1/4"	3'-12'	Clear Pine
S4S Dimensional Boards -	LS4SPINCL1X6	3/4 x 5-1/2"	3'-12'	Clear Pine
S4S Dimensional Boards -	LS4SPINCL1X4	3/4 x 3-1/2"	3'-12'	Clear Pine
S4S Dimensional Boards -	LS4SPINKN1X8	3/4 x 7-1/4"	12'-16'	# 2 Knotty Ponderosa Pine
S1S2E Dimensional Boards - (Graded to Rough Side)	LS1S2ECEDKN1X8	3/4 x 7-1/4"	4'-16'	#3 Knotty Red Cedar

DIMENSIONAL BOARD INFORMATION

All Dimensional Boards 1x4, 1x6, 1x8, 1x10; in Maple, Oak, Pine, and Poplar are moulder run, have machined faces and edges, and are sanded with 100 grit on Both Faces.

All Dimensional Boards 1x12 have have straight line saw kerf edges, planed and sanded both faces.

Clear Pine is D & Better Eastern White Pine. Boards may have up to 3 or 4 tight / sound knots no larger than a nickel.

Specified lengths on quantities of 20 or more same of the same size dimensional board 9' and longer will be a 25% up-charge. Lengths available depend on species, width and current market condidtions and avialability.

1x4 S4S

1x6 S4S

1x8 S4S



1x10 S4S

1x12 S4S

S1S2E Reclaimed Boards - Sanded One Face, Bandsawn Opposite Face



Moulding Profile Guide

Profile Name	Code	Size	Length	Species
	LS1S2E312REC	7/16 x 3-1/2"	2'-4'	Air Dried Mixed Species
	LS1S2E300REC	7/16 x 3"	2'-4'	Air Dried Mixed Species

RECLAIMED BOARD INFORMATION

No selecting for color
No selecting for species
No exchanges or returns